

SC700

EXCELLENT DURABILITY, ULTIMATE BALANCE

RC700

PERFECT TRACTION, MAXIMUM WEAR & CUT RESISTANCE

NCW710

EXTENDED LIFESPAN, PERFECT GRIP

SC700

RC700

NCW710



WITHSTAND THE TOUGHEST CONDITIONS
ENJOY THE ROADS WITH COMFORT

Petlas offers maximum performance with outstanding quality and durability through continuous innovation and unique designs.

TRUCK OF TRUST



THE
TRUCKERS


SC700 | RC700 | NCW710



SC700

SC700 is an all position pattern for mixed service (On and Off road) use. Strong carcass structure delivers exceptional resistance to cutting and chipping. Wide footprint enhances handling and stability while improving mileage. Suitable for retreading multiple times.

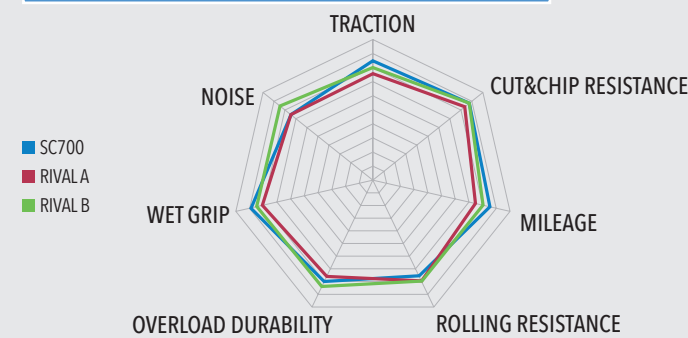
ALL SIZES	INDEX
12R 22.5	152/148 L
13R 22.5	156/150 K
315/80R 22.5	156/150 K (154/150 L)




PATTERN PROPERTIES

- Special pattern design with blocks of different sizes reduces pattern noise.
- Wide and closed shoulder structure increases lateral balance and enhances damage resistance.
- Stone rejecters located among blocks minimize pebble penetration inside grooves.
- Four circumferential grooves drain water, mud and snow quickly and efficiently.
- Special tread compound provides resistance to wears, cuts and breaks.
- Offers superior handling and braking performance on roads and construction sites with zigzag block structure.
- Excellent carcass structure is suitable for retreading multiple times.
- Reinforced interconnected blocks provide a balanced and comfortable drive.

COMPETITOR ANALYSIS - SC700

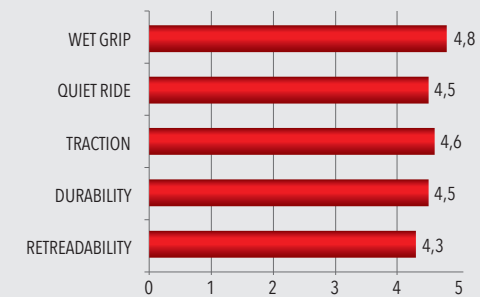


EU LABEL



*EU label figures are valid for the tires produced after December 15, 2017

PERFORMANCE RATINGS




POSITION / APPLICATION



RC700

RC700 is a drive axle pattern suitable for mixed service (On and Off road) operations. Its special tread compound provides resistance to tears. Delivers high mileage and comfort on asphalt roads. The directional tread design offers exceptional traction along with effective soil discharge and drainage.

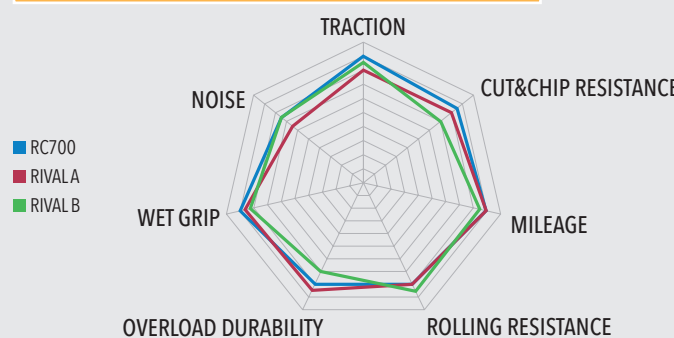
ALL SIZES	INDEX
12R 22.5	152/148 L
315/80R 22.5	156/150 K (154/150 L)



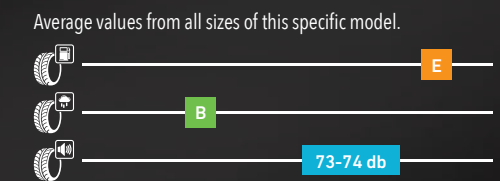
PATTERN PROPERTIES

- Reinforced block array ensures steady motorway drive and enhances on/off road performance.
- Stone rejecters located among the block arrays reduce rock crushing inside the grooves.
- Reinforced interconnected blocks provide a balanced and comfortable drive.
- Optimized groove design enables excellent water/mud/snow discharge.
- Optimized tread profile lets the tire distribute pressure equal under heavy loads and makes it more durable against irregular wear.

COMPETITOR ANALYSIS - RC700

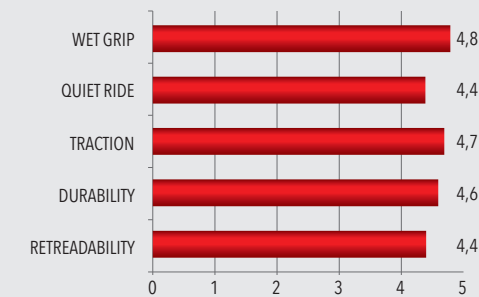


EU LABEL



*EU label figures are valid for the tires produced after December 15, 2017

PERFORMANCE RATINGS




POSITION / APPLICATION



NCW710

NCW710 is a free rolling trailer tire suitable for mixed service (On and Off road) applications. Special compound enhances longevity by providing exceptional resistance against wear and tears.

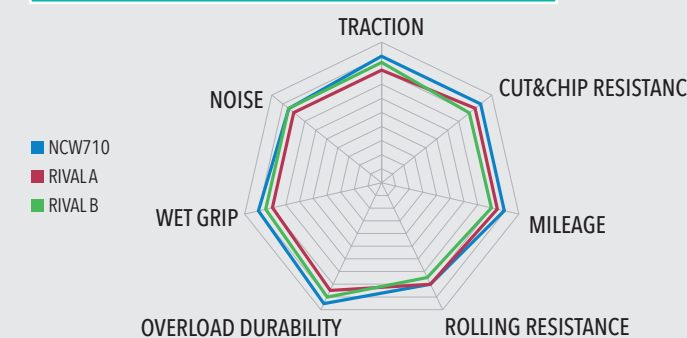
ALL SIZES	INDEX
385/65R 22.5	160 K (158 L)




PATTERN PROPERTIES

- Optimized tread pattern consisting of wide channels and big blocks provides superior handling and longevity on wet on muddy surfaces.
- Reinforced interconnected blocks provide a balanced and comfortable drive while enhancing resistance for tough site conditions.
- Optimized grooves drain water, mud and snow quickly and effectively.
- Unique tread design improves resistance against irregular wear by distributing pressure equally under load.
- Special tread compound provides resistance to wears, cuts and breaks.
- Strong carcass structure is suitable for retreading multiple times.

COMPETITOR ANALYSIS - NCW710

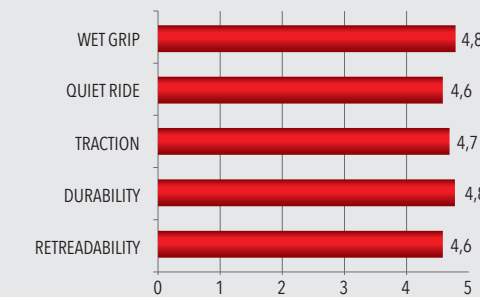


EU LABEL



*EU label figures are valid for the tires produced after December 15, 2017

PERFORMANCE RATINGS



POSITION / APPLICATION

